


the great emmas


garden party



WHAT, WHERE & HOW

What's the Idea?

We may not be able to gather for SummerFest this year, but as lock down eases, we are inviting you to gather a handful of your family and/or friends on **Saturday 4th July** and host a Garden Party! Think strawberries and cream, afternoon tea, BBQ's, games and decorations. It could look like an outdoor cinema, some den-building or even a cocktail masterclass. We'll give you some ideas and then it's over to you to plan your perfect party.



Stay connected by sharing your plans and posting your pictures with the hashtag
#ERGardenParty

Where's the Party?

Choose an outdoor space for your party. If you have a garden - perfect. If not, how about a local park or green space nearby?

Who can Come?

It's up to you who you invite, but remember, Government guidelines on numbers say that outdoors, people from multiple households can meet in groups of up to six - and two households can meet regardless of size.

Ideas for your Garden Party

- PARTY VIBES -

Bring your party to life with some decorations.


How about stringing up some bunting? There are lots of online tutorials - you could use paper, ribbon, scraps of fabric or old bed linen.

Will you have a table? You could set it with flowers (there are lots of meadow flowers and grasses around at the moment - keep a look out on your next walk) and put them in glass jars or tins.

Create place-cards with your guests names on - a great excuse to try out some calligraphy or have a go at designing them on a free design website like Canva.

Rugs and cushions are also great for comfortable seating on the ground. Make it interesting by getting some inspiration from Pinterest. If you have a gazebo, you could make a shaded seating area and string up fairy lights or paper lanterns.

If you're very enthusiastic(!) you may want to have a dress-code for your garden party? Perhaps vintage (a bit like Goodwood Revival) or Hawaiian or seaside. The options are endless!



- FOOD -

No party is complete without food so one of the main jobs of planning will be to decide what kind of food you'll be having:

Traditional Afternoon Tea?

Cream Team?

BBQ?

Picnic?



- RECIPES -

Here's some links to great recipes you might like to try...

[Mary Berry's Victoria Sandwich cake](#)

[Best Ever Chocolate Brownies](#)


[Finger Sandwiches](#)

[Fruit Scones](#)

[Cheese Scones](#)

[Homemade Beef Burgers](#)

- GAMES -



You might already own some garden games like swing ball, hoopla, boules, croquet or regular sports equipment.

Here's some other fun games that don't take much equipment; to find more just search 'Minute to Win It games'. Make it competitive by scoring individuals or splitting into two teams.

FACE THE COOKIE

Place a cookie on someone's forehead. They have to use only their face muscles (no hands) to get it into their mouth. First one to do it wins!

DEFYING GRAVITY

Give each player three balloons. They have to keep all three balloons up in the air for a minute.

SHAMROCK SHAKE

Fill an empty tissue box with ping pong balls, then tape around someone's waist. They have to shake it until all the balls fall out.

OBSTACLE COURSE

Set up an obstacle course around the garden. Time players from start to finish - quickest time wins!

STACK ATTACK

This game consists of stacking 36 cups in a pyramid and then back down into a single stack. Quickest player wins.

SUCK IT UP

A player uses their straw to transfer as many Smarties as possible from one plate to another in 30 seconds using only suction. In the name of hygiene, the player can eat all smarties on the two plates at the end of their go!

- MUSIC -

No party is complete without some music so the staff team have put together their favourite summer tunes into the ultimate playlist for your party.

[Play it for free via Spotify using this link.](#)

- LIVE -

To help you with your preparations, Sam Rae will be doing a LIVE cook-along at 11am on 4th July!

Tune in to the @EmmRd Instagram page to make some delicious scones! A list of ingredients can be found by clicking the link in our recipe section.



- TIMINGS -

It's totally up to you what time your garden party is held on 4th July, but here's our suggestion:

In Advance: Create & send invites, make decorations and shop for food and ingredients.

On the Day:

11am: Bake with Sam, LIVE!

Noon: Decorate and set up your party

2pm: Guests arrive: Serve drinks, chat & catch up

2.45pm: Food!

3.30pm: Games

5.30pm: Join us live for Emmaus' Got Talent! (See website for details)